

How to Check your Sync Status

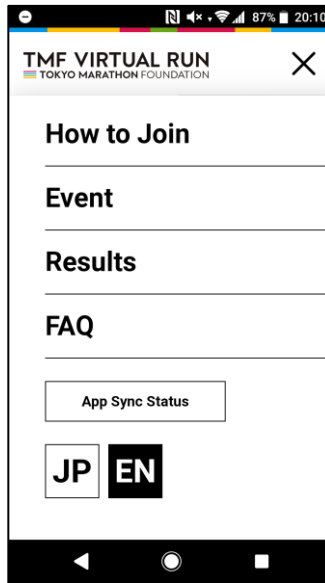
1

Please tap or click the 3 line menu icon located on upper far right corner.



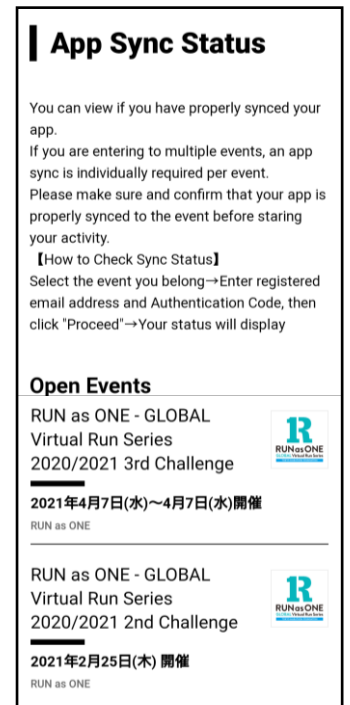
2

Select the "App Sync Status".



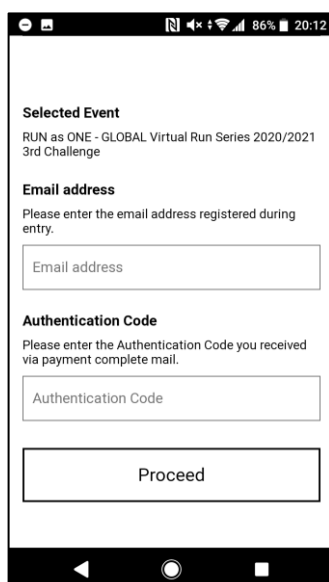
3

Select the event you belong.



4

Once you see the "App Sync Status" page, enter your registered email address and authentication code and click "Proceed".



5

You can view your sync status. Also, you can unsync/disconnect your account if you wish to do so

